



Teacher's notes

Reinforcement worksheet 1

- Pupils look at the pictures and read the speech bubbles, then match them by writing the correct number in each answer box.

Key: 1 I can play football, 2 I can't play basketball, 3 I can ride a bike, 4 I can play the guitar, 5 I can't swim, 6 I can play tennis.

- **Optional follow-up activity:** Pupils work in pairs, A and B. Pupils study the pictures for a minute. Pupil B puts his/her worksheet face down on the desk. Pupil A says the name of a character, e.g. *Maskman*. Pupil B has to remember what the character can/can't do and says *I can play the guitar*. Pupils A and B exchange roles.

Reinforcement worksheet 2

- Pupils look at the pictures and complete the sentences.
- Monitor and help pupils with spelling as necessary.

Key: My father can play football. He can't ride a horse.
My mother can play the guitar. She can't sing.
My brother can swim. He can't ride a bike.
My sister can play basketball. She can't play tennis.

- **Optional follow-up activity:** Pupils work in pairs, A and B. They think of a person in their family and write a sentence about him or her, e.g. *My mother can swim*. They show and read their sentence to their partner.
- Fast finishers can write additional sentences and draw pictures to illustrate them.

Extension worksheet 1

- Pupils look at the code. They complete the sentences by using the code. They draw a picture in box number 3 to illustrate the third sentence.

Key: 1 I can play the guitar, 2 I can't ride a bike, 3 Can you swim?

- **Optional pairwork activity:** Pupils work in pairs, A and B. They write three sentences using the code. They exchange their sentences, then decode them.

Extension worksheet 2

- Pupils cut out the pictures from the story and place them in order.
- Pupils listen to the story (Track 17) and check their work. Then they number the pictures 1–6.

Key: 2, 3,
1, 5,
6, 4.

- **Optional follow-up activity:** Pupils make a zig-zag book. They fold a piece of A4 card in half lengthwise, then fold it again into three sections. They stick the pictures on each side in order.
- You may like to prepare a model in advance to show pupils the finished book.


Song worksheet

- Pupils listen to the song (Track 18). They complete the song by choosing and copying the correct words. Then they draw in the missing details in the pictures.

Key: bike, tennis, basketball, swim, football, guitar.


- **Optional follow-up activity:** Pupils work in pairs, A and B. Pupil A mimes doing a sport. Pupil B names the sport. Pupils A and B exchange roles.

Reinforcement worksheet 1




Look, read and match.

1



I can ride a bike.

2



I can play football.

3



I can't swim.

4




I can play tennis.

5




I can play the guitar.

6




I can't play basketball.

Reinforcement worksheet 2



Look and write.



My father can play football .
He can't ride a horse .

My mother can the
..... . She can't

My brother can
He can't a

My sister can
She can't

Unit 9

Extension worksheet 1



Look, write and draw.

a	b	c	d	e	f	g	h	i	j	k	l	m

n	o	p	q	r	s	t	u	v	w	x	y	z

1



/
 _ / _ a n / _ _ _ _ /
 /
 _ _ _ / _ _ _ _ _ .

2



/ _ _ _ ' _ /
 / _ / _ _ _ _ _ .

3



/ _ _ _ /
 / _ _ _ ?

Extension worksheet 2



Cut and order. Listen.



Unit
9

Song worksheet



18 Listen, write and draw. Sing.

- | | |
|-----------------|------------|
| football | basketball |
| tennis | guitar |
| bike | swim |



Do the Maskman song,
Do the Maskman song,
Let's all do the Maskman song ...
Ride a bike

Play,

Play, play, play.

Do the Maskman song,
Do the Maskman song,
Let's all do the Maskman song ...
Now let's

Play, the

Play, play, play.

Do the Maskman song,
Do the Maskman song,
Let's all do the Maskman song ...

Word cards: Fun time!



play football

play basketball

play tennis

play the guitar

play the piano

swim

ride a bike

